

# Charles River Tennis Club, Inc.

## *Court Conduct and Rules*





The following are the rules for the use of the courts, clubhouse, member conduct and member relations.

### **Use of Courts:**

- The lower courts (#1 and #2) are available daily for use from 8:30 AM to dusk; the upper courts (#3 and #4) from 8:30 AM to 9:45 PM. **Play must cease by 9:45 PM** 🕒 so that the courts can be dragged, lines cleaned, clubhouse door closed, gates closed and **lights shut off no later than** 🕒 **10:00 PM**; for consideration of the residents – **NO EXCEPTIONS**.
- No play may begin before 8:30 AM.
- Please make sure that the brushes on the sweepers are facing towards the court and use the paint stick to clean the brushes of debris. There are (2) sticks in the ground in front of the pole where the sweepers are to be placed. Please make sure that the sweeper is resting on the sticks and not on the pole (to protect the windscreens).
- There are 2 scrubbers and a scrubber mat at Court 3 just inside the walk-in gate for cleaning your sneakers upon leaving after playing. There is also a scrubber mat to be used when entering the clubhouse.
- The clubhouse door and all gates should be closed when leaving at night or during the day after playing.
- All rubbish should be disposed of in the rubbish pails and all recyclable material should be placed in the containers provided. 🗑️ ♻️
- Used or old balls may be placed in the hoppers in the clubhouse.
- When cleaning the courts, please do not sweep or use the line brush up to the net. Stay about a foot back of the net b/c the clay builds up at the center strap and the tapes come up.
- When dragging the large brush, please stop dragging the court at the baseline (service line), pick up the brush and "carry" it to the holder. This will hold more clay on the courts instead of dragging the clay up to the fence.
- **Do not go in the neighbor's yard or driveway** 🚫 **across from Court 3 and 4 to pick up balls that go over the fence. Bring extra balls in case this happens.**
- The courts are not available for rental for any reason.
- The courts are not to be used when the nets are lowered or a sign is posted either at the net or on the court. Also, do not play if you leave shoe indentations on the court, or if there is any standing water or mud on the courts.
- If it rains hard, 🌧️ you need to stop playing and vacate the courts immediately. **Do not drag the courts!!!**
- The courts are not to be used for instruction purposes if others are playing on the next court.
- The primary purpose of the club is to provide playing time for the maximum number of members during playing hours, but especially during the most frequently used times. Because this is a "no reservation system", courts are available on a first-come first-serve basis.

When a minimum of two people are the first to arrive at a court, they have the rights to the court. One person cannot hold the court while waiting for his/her playing group to arrive.

### **Drop In Tennis (DIT):**

- During DIT times, the upper courts are for doubles only and the lower courts are for doubles or singles. If you are playing singles and just “hitting or practicing” and have not started a set yet, you must invite the waiting players in. 
- These days (listed below) are the **only days where you can just drop in to find a match** and they are as follows:
- Tues/Thurs and Sat/Sun (8:30 AM-noon). The waiting players should check scores on each court and wait for the court that has the highest score, but if all courts have just started during the DIT times and if players are waiting, the current players are to finish the set with no-ad scoring and play a 7-point tiebreaker at 6-6.
- The other option is everyone serves twice and follows the rule below.
- After their match is finished, waiting player(s) must be invited in. Example: if 2 players are waiting, then 2 current players must drop out and can decide on who is staying or who is dropping out (spin racquet or some other method or choice).
-  **PLEASE BE COURTEOUS TO ALL THE MEMBERS.** The main purpose of DIT is not only to have fun, but also to allow members to meet and play with as many different players as possible. If a member shows up and you’ve already played at least a set, let them play the next available match. Also, if you finish a match and no one is waiting, you certainly can continue playing. However, once the match next to you is over, please stop and offer to mix up the teams.

### **Non-Drop In Tennis:**

- If you want to play other than DIT time, you must call members and set up your own match. If all courts are occupied, you will need to wait until one of the courts is open and the players have finished their set. If they end up with a 6-6 tie, they can play a 12-point tie breaker, if they wish. You may then take the available court.

Please note that waiting members do not have to be invited in to play, as is the case in Drop In Tennis.




### **Evening Use of the Lighted Courts (No charge for using the lighted courts)**

- The upper courts (#3 and #4) have lights for evening play. The switch panel in the clubhouse is to be used to turn the lights on and off (after finishing play). The switch panel is located between the men’s and ladies bathrooms in the alcove. There is a timer switch inside the clubhouse to the left of the door that provides light for your exit to get to your car after the court lights have been turned off. Please make sure all other lights are turned off before leaving, close the clubhouse door and all gates.
- If the lights do not come on right away after you switch them on, you must turn them off and then wait about 20 minutes and turn them on again. They need to reset themselves.


### **Guest Privileges**

- Members are allowed to bring guests. However, no one person can be a guest more than three times per season. It’s the member’s responsibility to make sure the guest signs the Guest Sign Up Sheet in the clubhouse each time they play which is posted on the bulletin board in the clubhouse. The sheet not only indicates the Club member and the guest, but also acts as an Insurance Waiver from the guest. It must be signed **PRIOR** to playing.
- The courts are not to be used by non-members unless accompanied by a CRTC member.
- The Officers or Board of Directors may grant exceptions to these guest privileges at their discretion.
- Be courteous to other club members and refrain from bringing guests on DIT from Memorial Day through Labor Day. This is our peak playing time for members.



### Member Conduct and Apparel:

- All persons on or at the courts are to be appropriately attired.  This is defined as wearing a shirt and shorts, (or skirt), tennis dress, or warm up pants.
- Only tennis or smooth bottom shoes may be worn on the courts. Please wear sneakers that have **NO DEEP TREADS** because they dig up the courts.
- The use of loud, profane, obscene or abusive language on or about the courts is not allowed. We have neighbors and children in the neighborhood.
- Follow tennis etiquette. Stay off the courts when not playing, and keep talking to a minimum.
-  As a courtesy to other players, please shut off cell phones unless extenuating situations occur or keep them on vibrate.
-  For the health and comfort of all, **smoking is not allowed anywhere on the club grounds**

### Use of Club Facilities:

- There are bathroom facilities in the clubhouse for use by members and guests. Please use these facilities for changing clothes. Please turn off water and lights when finished and take care of these facilities as if they were your own.
- Practice balls are available in the clubhouse. If practicing serve and someone is using the courts, be courteous and go to the lower courts.  Please return balls to clubhouse.

### Parking:

- Parking is available on Charles River Road between Cherokee Lane and Massasoit Street, just outside the fence on Court #1. Please pull up on the grass as close to the fence as you can. Some brush has been cleared to make more available spaces. Please park as close as possible so more cars can fit. 
- On Massapoag Street, (back of Court 4)  **do not park across from the driveway so the residents can easily back out of their driveway.** Parking is available on the “left side” of this street.
- On Massasoit Street, parking is available on the “right hand” side of the street but do not park in front of the gate and up to the corner of Charles River Road so emergency or trucking companies can make the turn. Also do not park in front of the “no parking” signs near the mailbox, including the mailbox.
- **When parking in the open parking areas, please park as close as possible and line up next to a car that is already there.** Do not just park in the middle of the area if no other cars are there yet. Set it up for cars to fill in properly.

### Empowerment of the Officers, Board Members and Director of Maintenance:

- These people are directed and empowered to interpret and enforce the club rules.
- Any member, who has been found in constant and/or willful violation of the above rules, may lose all right of membership by a majority vote of the Officers and Board of Directors